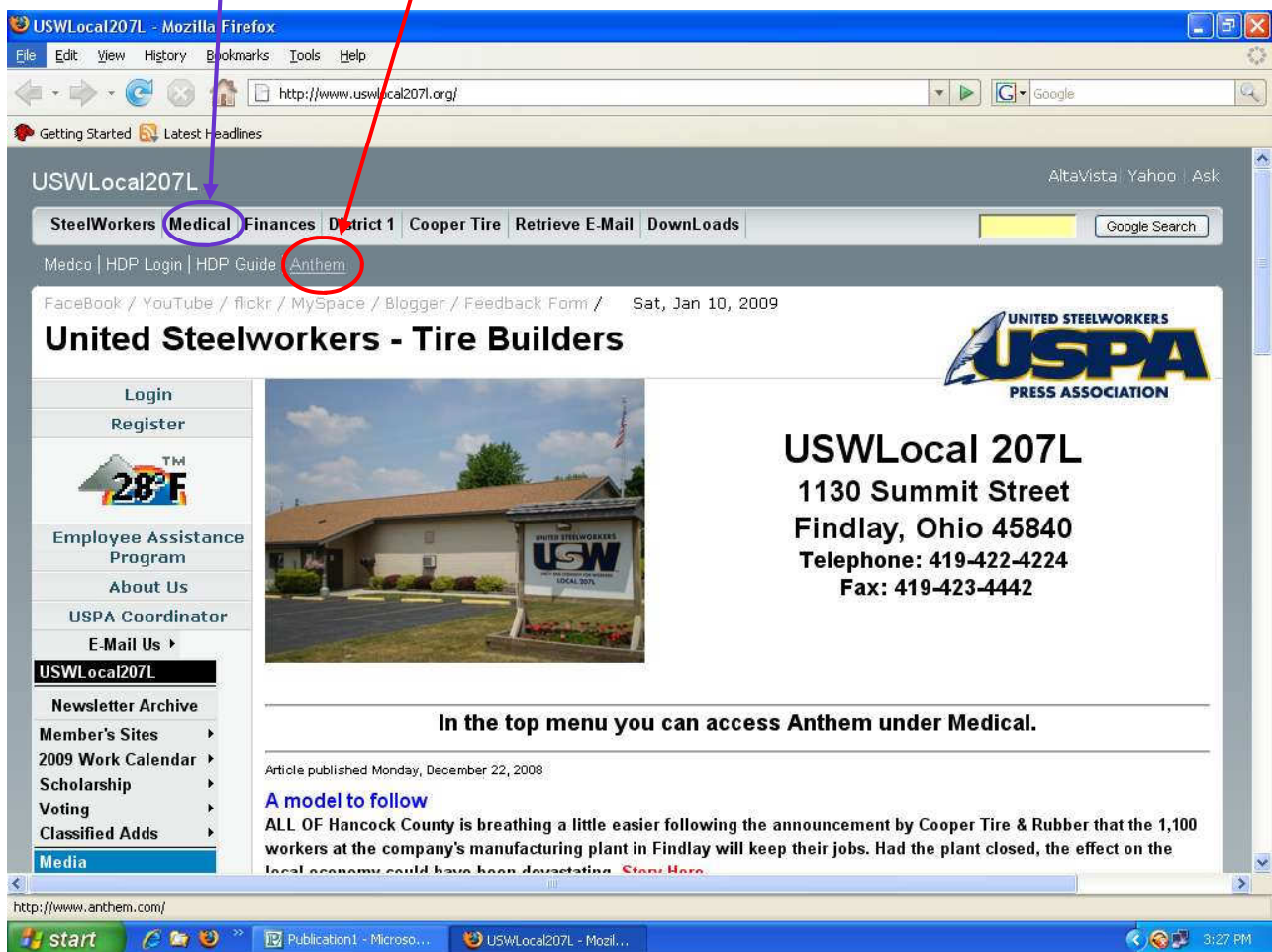


To find a provider.

How to find if a doctor is in the network?

1. Move your mouse over Medical

2. Click on Anthem



USWLocal207L - Mozilla Firefox

File Edit View History Bookmarks Tools Help

http://www.uswlocal207l.org/

Getting Started Latest Headlines

USWLocal207L AltaVista Yahoo Ask

SteelWorkers **Medical** Finances District 1 Cooper Tire Retrieve E-Mail Downloads

Medco | HDP Login | HDP Guide **Anthem**

FaceBook / YouTube / flickr / Myspace / Blogger / Feedback Form / Sat, Jan 10, 2009

United Steelworkers - Tire Builders

UNITED STEELWORKERS
USPA
PRESS ASSOCIATION

USWLocal 207L
1130 Summit Street
Findlay, Ohio 45840
Telephone: 419-422-4224
Fax: 419-423-4442

In the top menu you can access Anthem under Medical.

Article published Monday, December 22, 2008

A model to follow

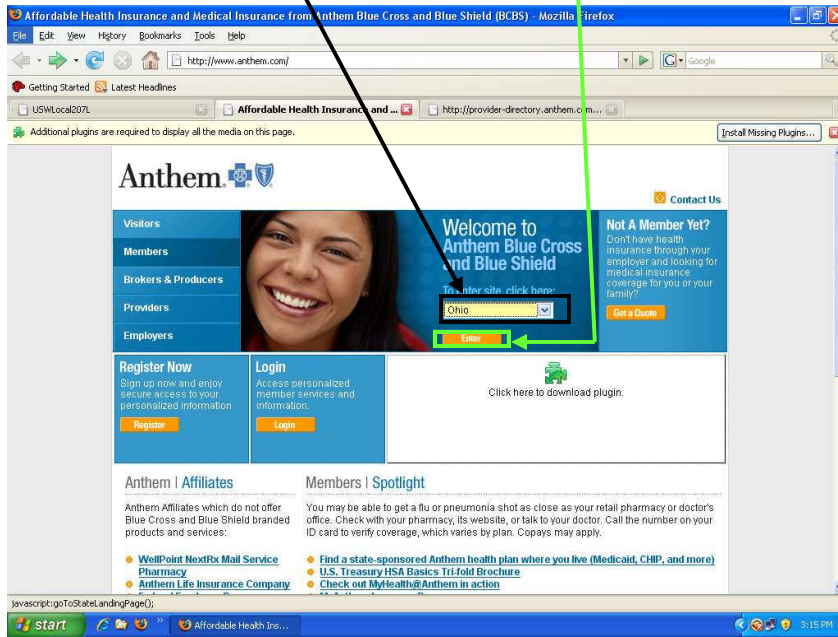
ALL OF Hancock County is breathing a little easier following the announcement by Cooper Tire & Rubber that the 1,100 workers at the company's manufacturing plant in Findlay will keep their jobs. Had the plant closed, the effect on the local economy could have been devastating. [Stay Here](#)

http://www.anthem.com/

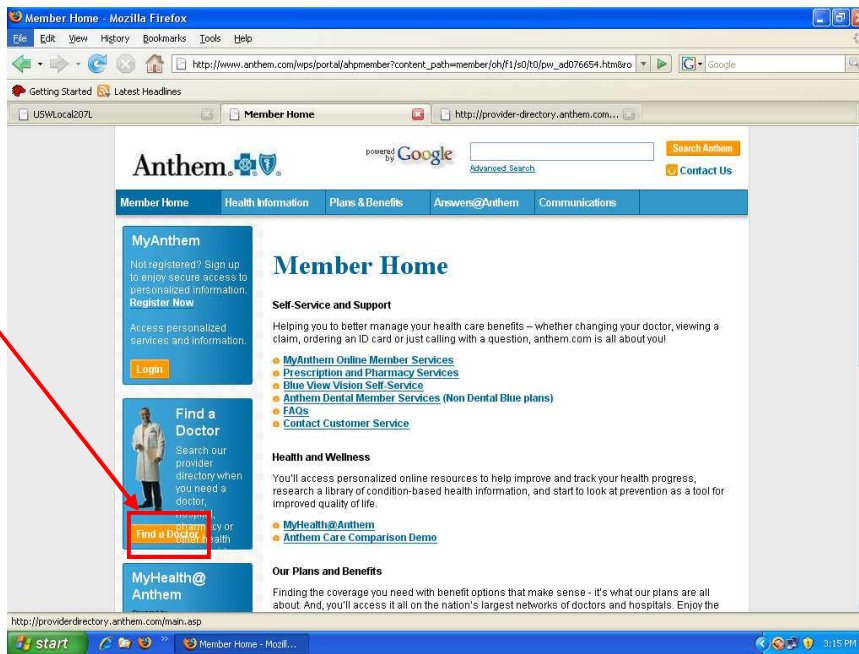
start Publication1 - Microso... USWLocal207L - Mozil... 3:27 PM

3. Select Ohio

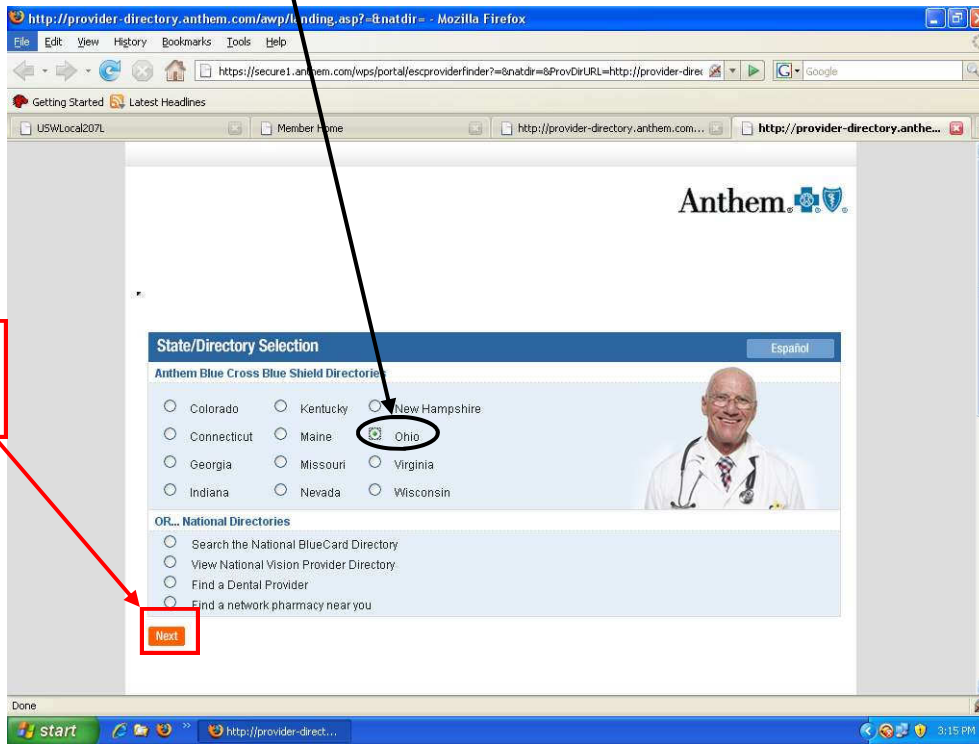
4. Click Enter



5. Click 'Find a Doctor'

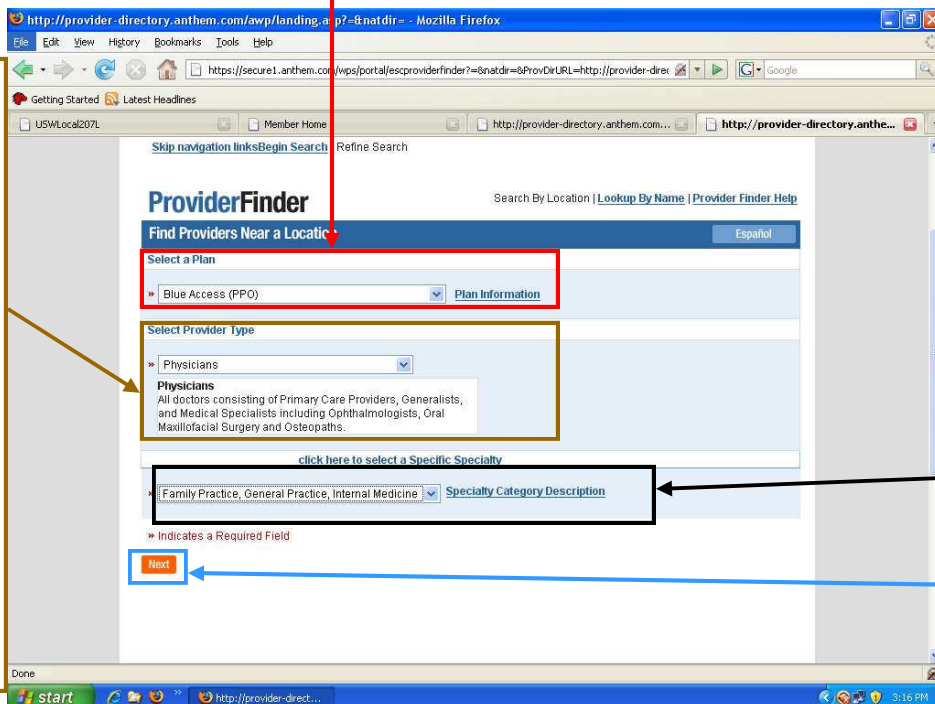


6. Choose Ohio again



7. Click 'Next'

8. Under 'Select a Plan' you must choose 'Blue Access (PPO)'



9. I chose 'Physicians' Under 'Select Provider Type' This brings up 'Specialty Category Description'

10. Under 'Specialty Category Description' You have several categories to choose from.

11. Click Next

12. Type in your zip code

13. Select a Mileage

The screenshot shows the 'ProviderFinder' web application interface. The browser address bar displays 'http://provider-directory.anthem.com/awp/landing.asp?=&natdir= - Mozilla Firefox'. The page title is 'ProviderFinder' with navigation links for 'Search By Location', 'Lookup by Name', and 'Provider Finder Help'. The main heading is 'Find Providers Near a Location'. Under 'Enter Address', there are fields for 'Address (Street, Apt. #)', 'City', 'State' (set to 'Ohio'), and 'Zip' (set to '44883'). A note below these fields states 'a minimum of city & state or zip is required'. The 'Select a Mileage' section includes radio buttons for '2 Miles', '5 Miles' (selected), '10 Miles', '20 Miles', and '50 Miles', along with a text input for 'Or enter a mileage you choose. Maximum = 100 miles'. Below this is the 'Or Select a County' section with 'State' set to 'Ohio' and 'Select a County' set to '(None Selected)'. The 'Select Other Criteria' section includes 'Select a Gender' (None Selected), 'Select a Language' (None Selected), 'Accepting New Patients?' (No Preference selected), and 'Select a Hospital Affiliation' (None Selected). At the bottom, there are buttons for 'View Results' and 'Start New Search'. A red box highlights the 'Select a Mileage' section, and a black box highlights the 'Zip' field.

14. View your results

A small thumbnail screenshot showing a list of search results in a table format. The table has multiple columns and rows of data, likely representing provider information such as name, address, and contact details.